

For those with chronic back pain, new outpatient “Intrasept” procedure can provide lasting pain relief

It can be difficult to determine the exact cause or source of ongoing chronic low back pain lasting more than 6 months. One potential cause of chronic low back pain may be tied to the basivertebral nerve. The basivertebral nerve is actually found within the vertebral bone in the low back.



A new outpatient procedure provided by Texas Spine and Scoliosis is the Intrasept Procedure, which is intended to intrasept — and interrupt — the transmission of pain signals from the internal nerve inside the vertebral bone to the spinal cord and the brain.

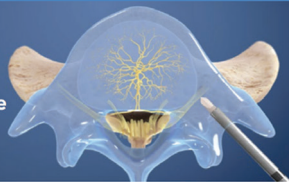
The branches of the basivertebral nerve extend from the center of the bony vertebrae to the upper and lower surfaces of the vertebrae. With age and degeneration of the spine, additional stress can be placed on the vertebrae which can put pressure on the basivertebral nerve — leading to chronic low back pain. For those with chronic pain, this basivertebral nerve can be stuck in the ON position, continually sending pain signals to the brain.

With the Intrasept procedure, the physician makes a 3mm to 5mm incision in the low back and a radiofrequency

probe is then inserted to access the center of the vertebrae at the trunk of the basivertebral nerve. Heat is applied through the probe desensitizing the nerve making it unable to transmit a pain signal. Texas Spine and Scoliosis is one of the first spine centers in the State of Texas to provide this new procedure.

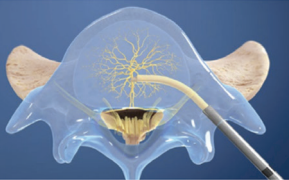
Intrasept Procedure Steps

1
Enter
the vertebrae



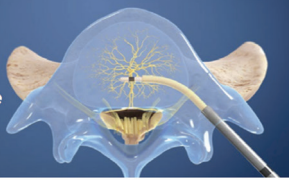
Following a 3-5mm incision, an Introducer is advanced into the vertebrae

2
Create
the channel



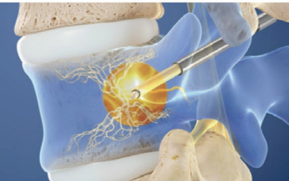
A curved instrument is utilized to create a channel to the trunk of the basivertebral nerve

3
Place
the RF Probe



The Radiofrequency Probe is inserted into the curved path and placed at the trunk of the basivertebral nerve

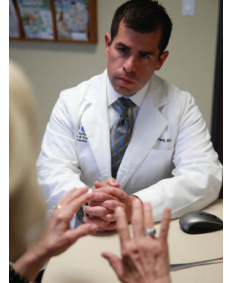
4
Ablate
the BVN



Radiofrequency energy (heat) is used to ablate the basivertebral nerve, rendering it unable to transmit pain signals

Who qualifies for Intrasept?

This procedure only relates to those people with chronic low back pain for more than 6 months and have not received adequate relief through other conservative care options for at least 6 months.



How long does the procedure take?

The average time for The Intrasept Procedures is about 1 hour and 20 minutes. The procedure is typically done in an operating room in the hospital or an Ambulatory Surgery Center, with the patient going home later the same day.

What are the outcomes?

Relievent Medsystems, which is the company that developed the Intrasept Procedure, sponsored three clinical trials enrolling approximately 400 patients that demonstrated the safety and effectiveness of the Intrasept Procedure. Pain scores improved 53% over 24 months for those receiving the procedure.

Dr. Eeric Truumees, Dr. Enrique Pena and Dr. Eric Mayer at Texas Spine & Scoliosis are proficient in the Intrasept procedure. Appointments and more information available at: 512-324-3580.



ASCENSION TEXAS SPINE & SCOLIOSIS

1004 West 32nd Street, Suite 200 • Austin, TX 78705

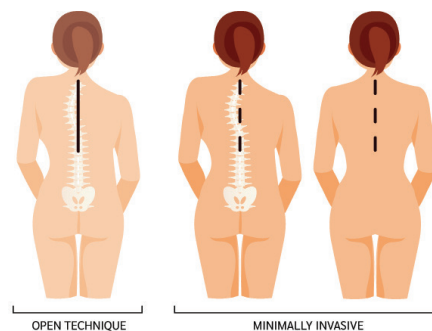
Appointments and referrals: 512-324-3580

Educational online spine encyclopedia at:

TexasSpineandScoliosis.com

New treatment options correct spinal curves through a minimally invasive approach

Dr. Matthew Geck at Texas Spine & Scoliosis Center is one of few surgeons in a 5-state area proficient in “mini scoliosis surgery.” Typical scoliosis surgery can require a 10-inch incision. Conversely, with mini scoliosis surgery, Dr. Geck is able to use special instruments and work through three smaller incisions to straighten the curve. This lessens disruption to muscles and ligaments for a faster and less painful recovery. This technique can also be used with Flatback correction.



New artificial discs provide an alternative to spinal fusion, and reduce risk of future herniations at adjacent levels

New research from the North American Spine Society documents that artificial disc replacement in the cervical spine is now the preferred alternative to spinal fusion. The artificial disc reduces adjacent segment disease and lessens the risk of future disc herniations. Mobi-C was the first artificial disc FDA approved for two levels in the cervical spine. Several discs now have FDA approval. Fellowship-trained spine surgeons Dr. John Stokes (pictured right) and Dr. Eric Truumees are proficient with artificial disc replacement in the neck.



PHYSICIAN BIOS

FELLOWSHIP-TRAINED SPINE SURGEONS

MATTHEW GECK, MD

Board-certified Orthopedic Surgeon • Fellowship-Trained Spine Surgeon
Co-Chief, Ascension Texas Spine & Scoliosis

Dr. Geck is a board certified orthopedic surgeon, fellowship-trained in spine surgery. He has performed more than 2,000 scoliosis surgeries and more than 100 mini scoliosis surgeries. Dr. Geck completed two fellowships in spine surgery, the first in adult and pediatric spine surgery at Jackson Memorial Hospital and a second fellowship at Miami Children’s Hospital on scoliosis and kyphosis surgery. Dr. Geck is the co-founder of the SpineHope program, a non profit organization that transforms the lives of children with spinal deformities worldwide through surgery, education and research.



JOHN STOKES, MD

Board-certified Neurological Surgeon • Fellowship Trained in Spinal Neurosurgery
Co-Chief, Ascension Texas Spine & Scoliosis

Dr. Stokes is a board certified neurosurgeon, fellowship-trained in spinal neurosurgery with a practice 100% focused on spine surgery. He has performed more than 2,000 spine surgeries. He completed a fellowship at the Cedars Sinai Institute for Spinal Disorders in Los Angeles and UCLA. Dr. Stokes was a principal investigator in a FDA IDE (investigational device exemption) study of the Mobi-C artificial cervical disc.



EERIC TRUUMEES, MD

Board-Certified Orthopedic Surgeon • Fellowship-Trained Spine Surgeon

Dr. Truumees is a board-certified orthopedic surgeon, fellowship-trained in spine surgery. Dr. Truumees has more than 20 years experience and specializes in cervical, thoracic and lumbar spine disorders. Dr. Truumees is a Professor of Orthopaedic Surgery at the University of Texas, Dell Medical School, and served as the 2020 President of the North American Spine Society. Dr. Truumees has published more than 150 peer reviewed articles and textbook chapters.



RORY MAYER, MD

Board-Eligible Neurological Surgeon
Fellowship-Trained Spine Surgeon

Dr. Dr. Mayer is a board-eligible neurosurgeon with dual fellowship training in complex and minimally invasive spine surgery and neurotrauma. He has additional sub-specialty training in neurosurgical oncology. He has been a consulting neurotrauma surgeon to the National Football League. He specializes in adult scoliosis and spinal deformity surgery.



NON-SURGICAL SPINE CARE

KUNJ B. AMIN, MD

Fellowship trained in Interventional Spine & Musculoskeletal Medicine
Board-Certified Physical Medicine & Rehabilitation

Dr. Amin is board certified in Physical Medicine and Rehabilitation and completed an Interventional Spine and Musculoskeletal fellowship at Ascension Texas Spine & Scoliosis. He is experienced in non-surgical, image guided spinal and musculoskeletal procedures. Dr. Amin has a special interest in Hip-Spine Syndrome in pregnant and postpartum patients.



ERIC MAYER, MD

Board-Certified Physical Medicine & Rehabilitation
Fellowship-Trained in Spine Medicine

Dr. Mayer is board-certified in Physical Medicine & Rehabilitation and in Sports Medicine. He completed a Fellowship in Interventional Spine and Musculoskeletal Medicine (ISMM) at the Cleveland Clinic. He has special expertise in clinical outcomes measurement systems, spinal interventional procedures, spine health, sports medicine and functional restoration.



LEE E. MOROZ, MD

Board-certified Physical Medicine & Rehabilitation

Dr. Moroz is board-certified in Physical Medicine and Rehabilitation. At Ascension Texas Spine & Scoliosis, Dr. Moroz specializes in helping patients return to activity without surgery. His focus of care is the diagnosis and assessment of back and neck pain problems. Dr. Moroz is proficient in pain relieving spinal injections.



ENRIQUE PENA, MD

Board-Certified Physical Medicine & Rehabilitation
Fellowship-Trained in Interventional Spine • Musculoskeletal

Dr. Pena is board-certified in Physical Medicine and Rehabilitation. Dr. Pena specializes in the non-surgical treatment of back and neck problems. Dr. Pena completed a fellowship in Interventional Spine, Musculoskeletal and Electrodiagnostic Medicine at The Spine Center at New England Baptist Bone & Joint Institute in Boston.



ASCENSION TEXAS SPINE & SCOLIOSIS

1004 West 32nd Street, Suite 200 • Austin, TX 78705

Appointments and referrals: 512-324-3580

Educational online spine encyclopedia at:

TexasSpineandScoliosis.com